

Energy performance certificate (EPC)

5 BURNSIDE HOLYWELL WHITLEY BAY NE25 0LP	Energy rating D	Valid until:	24 August 2035
		Certificate number:	4535-7528-5000-0337-8226

Property type	Mid-terrace house
Total floor area	147 square metres

Rules on letting this property

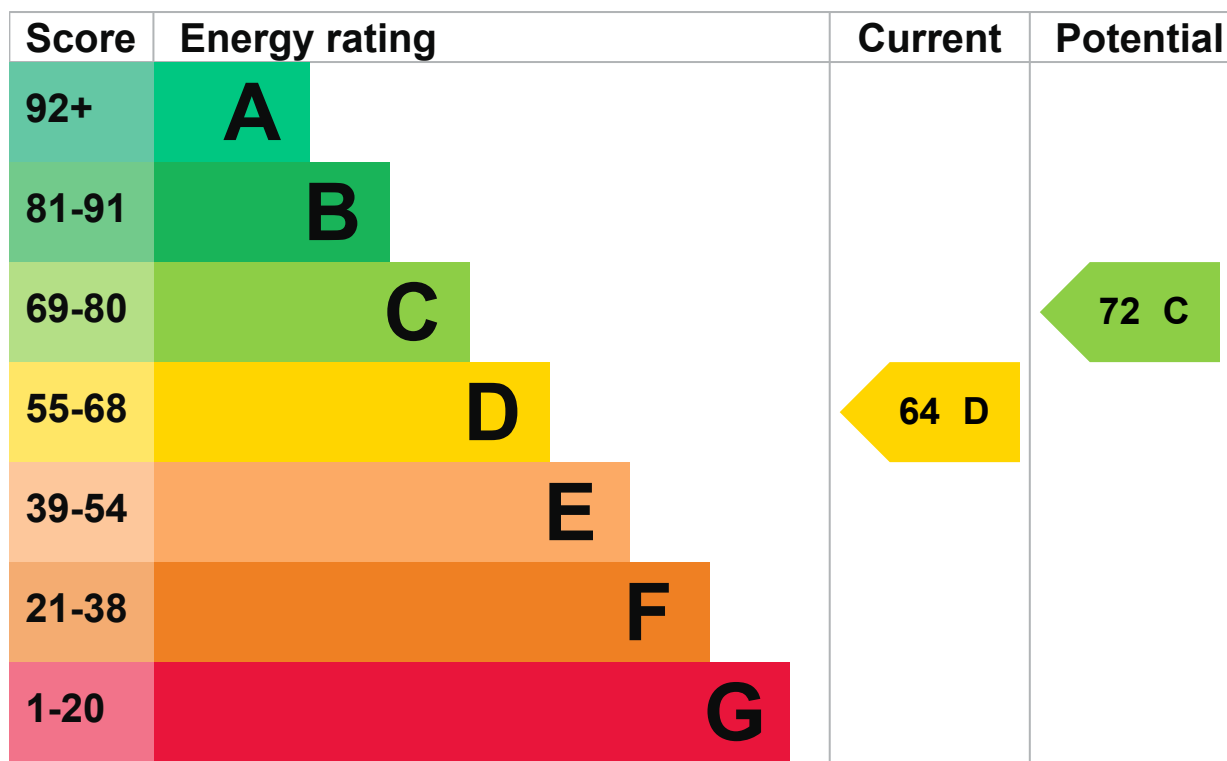
Properties can be let if they have an energy rating from A to E.

You can read [guidance for landlords on the regulations and exemptions \(https://www.gov.uk/guidance/domestic-private-rented-property-minimum-energy-efficiency-standard-landlord-guidance\)](https://www.gov.uk/guidance/domestic-private-rented-property-minimum-energy-efficiency-standard-landlord-guidance).

Energy rating and score

This property’s energy rating is D. It has the potential to be C.

[See how to improve this property’s energy efficiency.](#)



The graph shows this property's current and potential energy rating.

Properties get a rating from A (best) to G (worst) and a score. The better the rating and score, the lower your energy bills are likely to be.

For properties in England and Wales:

- the average energy rating is D
- the average energy score is 60

Breakdown of property's energy performance

Features in this property

Features get a rating from very good to very poor, based on how energy efficient they are. Ratings are not based on how well features work or their condition.

Assumed ratings are based on the property's age and type. They are used for features the assessor could not inspect.

Feature	Description	Rating
Wall	Sandstone, as built, no insulation (assumed)	Poor
Wall	Cavity wall, as built, no insulation (assumed)	Poor
Roof	Pitched, 100 mm loft insulation	Average
Roof	Roof room(s), no insulation (assumed)	Very poor

Feature	Description	Rating
Window	Fully double glazed	Average
Main heating	Boiler and radiators, mains gas	Good
Main heating control	Programmer, room thermostat and TRVs	Good
Hot water	From main system	Good
Lighting	Good lighting efficiency	Good
Floor	Suspended, no insulation (assumed)	N/A
Floor	Solid, no insulation (assumed)	N/A
Air tightness	(not tested)	N/A
Secondary heating	Room heaters, mains gas	N/A

Primary energy use

The primary energy use for this property per year is 237 kilowatt hours per square metre (kWh/m²).

▶ [About primary energy use](#)

Primary energy use is a measure of the energy required for lighting, heating and hot water in a property. The calculation includes:

- the efficiency of the property's heating system
- power station efficiency for electricity
- the energy used to produce the fuel and deliver it to the property

Additional information

Additional information about this property:

- Stone walls present, not insulated

Smart meters

This property had **smart meters for gas and electricity** when it was assessed.

Smart meters help you understand your energy use and how you could save money. They may help you access better energy deals.

[Find out about using your smart meter \(https://www.smartenergygb.org/using-your-smart-meter\)](https://www.smartenergygb.org/using-your-smart-meter)

How this affects your energy bills

An average household would need to spend **£2,220 per year on heating, hot water and lighting** in this property. These costs usually make up the majority of your energy bills.

You could **save £295 per year** if you complete the suggested steps for improving this property’s energy rating.

This is **based on average costs in 2025** when this EPC was created. People living at the property may use different amounts of energy for heating, hot water and lighting.

Heating this property

Estimated energy needed in this property is:

- 21,246 kWh per year for heating
- 2,805 kWh per year for hot water

Impact on the environment

This property’s environmental impact rating is D. It has the potential to be D.

Properties get a rating from A (best) to G (worst) on how much carbon dioxide (CO2) they produce each year.

Carbon emissions

An average household produces	6 tonnes of CO2
This property produces	6.4 tonnes of CO2
This property’s potential production	5.4 tonnes of CO2

You could improve this property’s CO2 emissions by making the suggested changes. This will help to protect the environment.

These ratings are based on assumptions about average occupancy and energy use. People living at the property may use different amounts of energy.


Steps you could take to save energy

▶ [Do I need to follow these steps in order?](#)


Yes. Each step builds on the one before it so you can save the most energy.

For example, it's more energy efficient to insulate your home before you buy a new boiler. A well insulated home will lose less heat so you do not have to run your boiler as often.

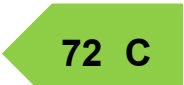
Step 1: Internal wall insulation

Typical installation cost	£7,500 - £11,000
Typical yearly saving	£213
Potential rating after completing step 1	 68 D

Step 2: Floor insulation (suspended floor)

Typical installation cost	£5,000 - £10,000
Typical yearly saving	£82
Potential rating after completing steps 1 and 2	 69 C

Step 3: Solar photovoltaic panels, 2.5 kWp

Typical installation cost	£8,000 - £10,000
Typical yearly saving	£242
Potential rating after completing steps 1 to 3	 72 C

Advice on making energy saving improvements

[Get detailed recommendations and cost estimates](#)

Help paying for energy saving improvements

You may be eligible for help with the cost of improvements:

- Insulation: [Great British Insulation Scheme](#)
- Heat pumps and biomass boilers: [Boiler Upgrade Scheme](#)
- Help from your energy supplier: [Energy Company Obligation](#)

Who to contact about this certificate

Contacting the assessor

If you're unhappy about your property's energy assessment or certificate, you can complain to the assessor who created it.

Assessor's name	Russell Knighton
Telephone	07799832269
Email	russell.dea@googlemail.com

Contacting the accreditation scheme

If you're still unhappy after contacting the assessor, you should contact the assessor's accreditation scheme.

Accreditation scheme	Elmhurst Energy Systems Ltd
Assessor's ID	EES/002252
Telephone	01455 883 250
Email	enquiries@elmhurstenergy.co.uk

About this assessment

Assessor's declaration	No related party
Date of assessment	23 August 2025
Date of certificate	25 August 2025

Type of assessment

▶ [RdSAP](#)

RdSAP (Reduced data Standard Assessment Procedure) is a method used to assess and compare the energy and environmental performance of properties in the UK. It uses a site visit and survey of the property to calculate energy performance.

This type of assessment can be carried out on properties built before 1 April 2008 in England and Wales, and 30 September 2008 in Northern Ireland. It can also be used for newer properties, as long as they have a previous SAP assessment, which uses detailed information about the property's construction to calculate energy performance.

Other certificates for this property

If you are aware of previous certificates for this property and they are not listed here, please contact us at mhclg.digital-services@communities.gov.uk or call our helpdesk on 020 3829 0748 (Monday to Friday, 9am to 5pm).

Certificate number

[4139-7523-5000-0301-8226 \(/energy-certificate/4139-7523-5000-0301-8226\)](#)

Valid until

31 July 2031



[Help \(/help\)](#) [Accessibility \(/accessibility-statement\)](#) [Cookies \(/cookies\)](#)

[Give feedback \(https://forms.office.com/e/KX25htGMX5\)](https://forms.office.com/e/KX25htGMX5)

Service performance (/service-performance)

OGI

All content is available under the Open Government Licence v3.0 (<https://www.nationalarchives.gov.uk/doc/open-government-licence/version/3/>), except where otherwise stated



© Crown copyright (<https://www.nationalarchives.gov.uk/information-management/re-using-public-sector-information/uk-government-licensing-framework/crown-copyright/>)